

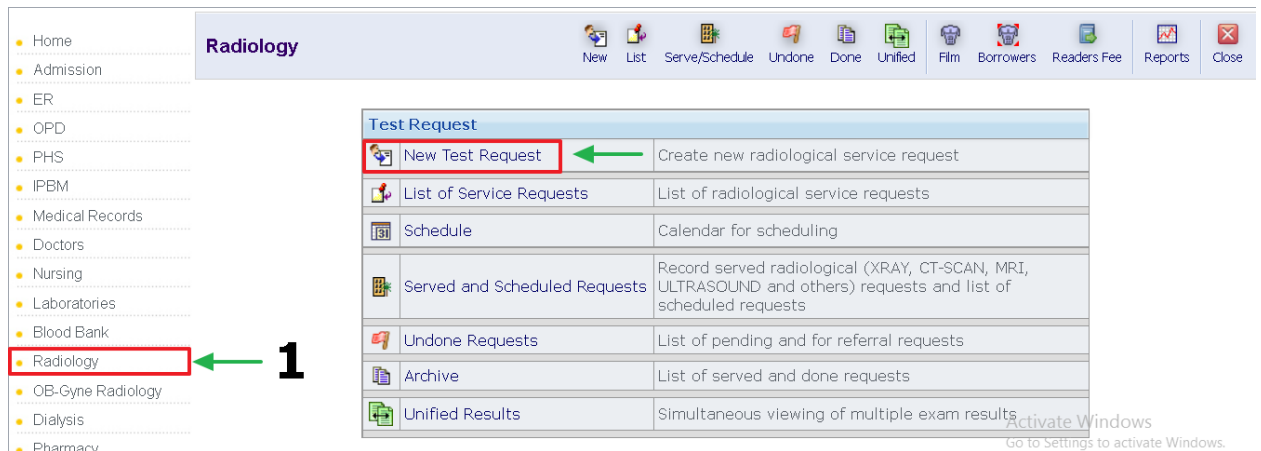
# **RADIOLOGY MODULE USER MANUAL**

## **TABLE OF CONTENTS**

<b>DESCRIPTION</b>	<b>PAGE</b>
TO CREATE RADIOLOGY REQUEST	2
TO VIEW LIST OF SERVICE REQUEST	5
TO TAG SERVICE AS SERVED/SCHEDULED	6
TO VIEW UNDONE AND DONE SERVICES	8
TO VIEW SERVICES USING UNIFIED	11
TO CREATE RESULT FINDINGS USING HIS USER INTERFACE	13
TO MANAGE RADIOLOGY SERVICES	15
TO MANAGE RADIOLOGY GROUPS	17
TO MANAGE FINDINGS TEMPLATE	18
TO MANAGE IMPRESSION TEMPLATE	20
TO GENERATE REPORTS	21

## TO CREATE RADIOLOGY REQUEST

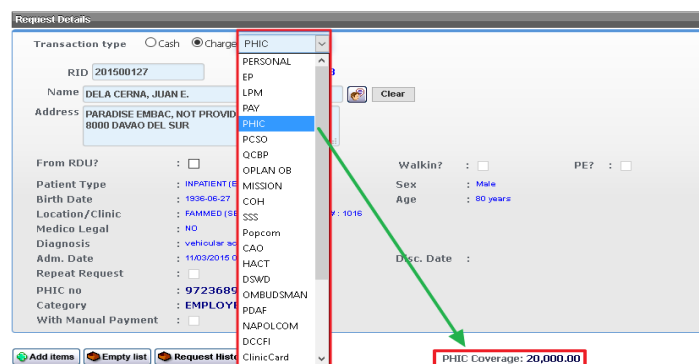
1. In the left menu, click **“Radiology”** and then click **“New Test Request”**.



2. Click **“Patient”** icon to search the patient and **“Clear”** button to clear the data and search for another patient. **For searching:** Key in Health Record Number, Family Name (lastname, firstname), or Date of Birth (MM-DD-YYYY) on the textbox provided and click **“Search”** button to view patient information.



3. Choose **“Transaction Type”**: For **Cash** transaction needs to be paid before the service, **Charge** type will automatically cater the services required and payment will charge later during discharge time.  
For **Charge**: Here are the list of charges that will be selected by the encoder and it shows also the PHIC Coverage limit of the patient.



4. Request **Date** was set as current server time stamp as default.
5. Choose Priority: **Routine** or **STAT**.
6. Click this button to select some items to add to the tray.

**Request Details**

Transaction type: ☒ Cash ☐ Charge ← 3

RID:  HRN: 2820984

Name: SAMPLE, SAMPLE Clear ← 2

Address: NOT PROVIDED, DAVAO CITY  
8000 DAVAO DEL SUR

From RDU? ☐ Walkin? ☐ PE? ☐

Patient Type: WALK-IN Sex: Male

Birth Date: 1940-01-01 Age: 77 years

Location/Clinic: None

Medico Legal: NO

Diagnosis:

Adm. Date:

Disc. Date:

Repeat Request: ☐

PHIC no: None

Category: N/A

With Manual Payment: ☐

**Batch No.**

**Request Date**: February 13, 2017 10:08am ← 4

**Discounts**

☐ Pay Full? Classification: None

☐ Senior citizen

**Request Options**

Priority: ☒ Routine ☐ STAT

Comments: ← 5

**Buttons**: Add items ← 6 Empty list Request History Submit Close

Cnt	Code	Service Description	Original Price	Net Price
Request list is currently empty...				
Sub-Total			0.00	

7. Upon clicking add items button, a tray will prompt and the default **Requesting Dept. and Doctor** is set from encounter details.
8. **Clinical Impression** is default from encounter details, it should not be blank, write the appropriate impression of the patient.
9. Select **Radiology Department** and enter item description or code and click **"Search"** button or hit enter key to search.
10. Click this **'>'** button to add required test in the item tray.
11. The system will automatically calculate the amount to be paid/charge.
12. Click close button to set the display back to the main frame.

**Radiology :: New Test Request**

Transaction type: ☐ Cash ☒ Charge PHIC

RID: 201500127 HRN: 972368

Name: DELA CERNA, JUAN E.

Address: PARADISE EMBAC, NOT PROVIDED, DAVAO CITY  
8000 DAVAO DEL SUR

From RDU? ☐ Patient Type: INPATIENT (ER)

Birth Date: 1936-06-27 Location/Clinic: FAMMED (SERVICE WARD) Room#

Medico Legal: NO

Diagnosis: vehicular accident

Adm. Date: 11/03/2015 03:00 PM

Repeat Request: ☐

PHIC no: 972368972368

Category: EMPLOYED-PRIVATE

With Manual Payment: ☐

**Buttons**: Add items Empty list Request History Coverages

**Batch No.**

**Request Date**: June 6, 2017 10:15am

**Request Options**

Priority: ☒ Routine ☐ STAT

Comments:

**Add radiological service item from request tray**

Requesting Dept: Orthopedics ← 7

Requesting Doctor: Aguilar, Remo-tito A., MD

Clinical Impression: vehicular accident ← 8

Radiology Department: MRI ← 9

Search Request: text Search

Showing 1-1 out of 1 record(s)

Name/Description	Code (Group Code)	Cash	Charge
LOWER EXTREMITIES	LEXT (MRI)	7700.00	7700.00

**Buttons**: Submit Close

**Sub-Total**: 0.00

**Discount**: 0.00

**Net Total**: 0.00 ← 11

13. Click “Empty List” button to clear all items in order tray.
14. Click “Request History” button to view the items requested previously to the certain patient.
15. Click “Submit” button to process the selected request.
16. Click “OK” to confirm else click “Cancel”.

The screenshot shows the 'Request Details' window with patient information for DELA CERNA, JUAN E. A confirmation dialog box is displayed in the center with the text 'Process this request?' and 'OK' and 'Cancel' buttons. The 'OK' button is highlighted with a red box and labeled with a green arrow and the number 16. The 'Empty list' button is labeled with a green arrow and the number 13, and the 'Request History' button is labeled with a green arrow and the number 14. The 'Submit' button is labeled with a green arrow and the number 15.

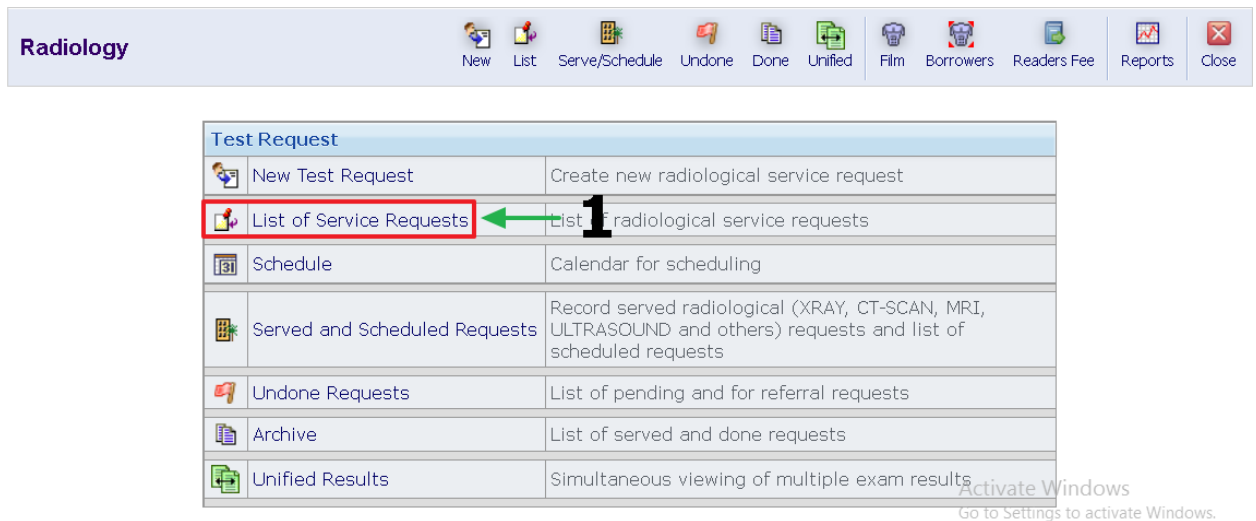
17. Upon clicking ok to process the request this information will be displayed “Radiology Request Service successfully created.” Once the request failed to create an error message will prompted.

The screenshot shows the 'Radiology :: New Test Request' window. A message box is displayed in the center with the text 'Radiological Request Service successfully created.' and an information icon. The message box is highlighted with a red box and labeled with a green arrow and the number 17. The window also shows a table of request details with columns for Code, Service Description, Original Price, and Net Price.

Code	Service Description	Original Price	Net Price
IC0001 (XRAY)	(IC) ABDOMEN Plain	300.00	300.00

## TO VIEW LIST OF SERVICE REQUEST

1. Under Radiology Test Request section, Click “List of Service Requests”.



2. Enter search keywords HRN, RID, Name (lastname,firstname), or Date of Request (MM/DD/YYYY) and click “Search” button to search patient with service request or hit enter key to search.
3. Click “Details” icon to view the service requested.

The screenshot shows the 'Request Details' form. It contains various fields for patient information and request details. The 'Details' icon is highlighted with a red box.

Img.1 Frame after clicking Details

4. Click “Delete” button to cancel the particular service requested.



## TO TAG SERVICE AS SERVED/SCHEDULED

1. Under Radiology Test Request section, Click **“Served and Scheduled Requests”**.

**Radiology**

New List Serve/Schedule Undone Done Unified Film Borrowers Readers Fee Reports Close

Test Request	
New Test Request	Create new radiological service request
List of Service Requests	List of radiological service requests
Schedule	Calendar for scheduling
<b>Served and Scheduled Requests</b>	Record served radiological (XRAY, CT-SCAN, MRI, ULTRASOUND and others) requests and list of scheduled requests
Undone Requests	List of pending and for referral requests
Archive	List of served and done requests
Unified Results	Simultaneous viewing of multiple exam results

2. Enter search keyword HRN, Name (lastname, firstname), or Scheduled date MM/DD/YYYY and click **“Search”** button to search patient with service request or hit enter key to search.
3. Click **“Serve”** icon to flag as served. Once served, the icon will change into green check. When unserving the request the icon will turn back into blue.

**Radiology :: Scheduled Request List**

New List Serve/Schedule Undone Done Unified Film Borrowers Readers Fee Reports Close

Enter the search key (HRN, Batch No., Family Name or Scheduled Date).  
Enter dates in **MM/DD/YYYY** format. Enter asterisk (\*) to show all data.

972368 **Search**

Refresh

All CT XRAY MAMO MRI SPL USD USD OB

Showing 1-2 out of 2 record(s).

Ref. No.	Batch No.	Name	Service Code	RID	Date Scheduled	Scheduled By	Patient Type	Details	Served
2015002706	2015001082	Juan Espenida Dela Cerna	ABD P (XRAY)	201500127	11/04/2015 03:04 PM	Segworks Personnel	INPx		
2015000633	2015000316	Juan Espenida Dela Cerna	USV (XRAY)	201500127	04/21/2015 08:12 PM	Segworks Personnel	ERPx		

4. Select desired **Radiologic Technologist** to serve the request.
5. Set **Date and Time** for the request to be served.
6. Input serve details and click **“Done”** button to proceed or **“Cancel”** button to disregard.

Radiology :: Scheduled Request List

Enter the search key (HRN, Batch No., Family Name or Scheduled Date).  
Enter dates in MM/DD/YYYY format. Enter asterisk (\*) to show all data.

972368 Search

Refresh

All CT XRAY MAMO MRI SPL USD USD OB

Showing 1-2 out of 2 record(s).

Ref. No.	Batch No.	Name	Service Code	RID	Date Scheduled	Scheduled By	Patient Type	Details	Served
2015002706	2015001082	Juan Espenida Dela Cerna	ABD P			Segworks Personnel	INPx		
2015000633	2015000316	Juan Espenida Dela Cerna	USV			Segworks Personnel	ERPx		

Serve Request

Radiologic Technologist: -Select a Rad Tech-

Date Served: 06/06/2017 [mm/dd/yyyy]

Time Served: 03:13 P.M. [hh:mm]

**DONE** Cancel

7. **“Lock”** icon means serving/un-serving is invalid because it has final billed or not paid. 

Radiology :: Scheduled Request List

Enter the search key (HRN, Batch No., Family Name or Scheduled Date).  
Enter dates in MM/DD/YYYY format. Enter asterisk (\*) to show all data.

201700020 Search

Refresh

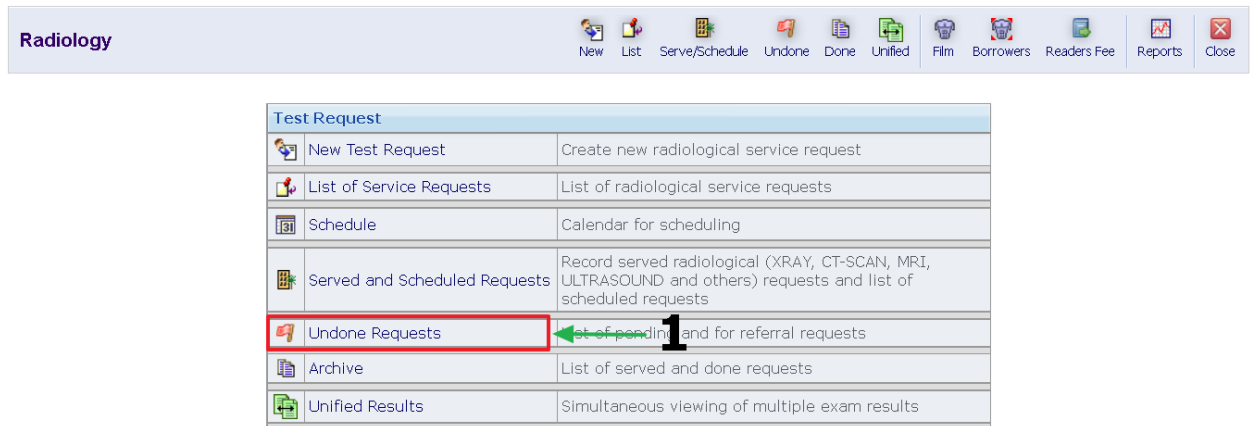
All CT XRAY MAMO MRI SPL USD USD OB


Showing 1-4 out of 4 record(s).

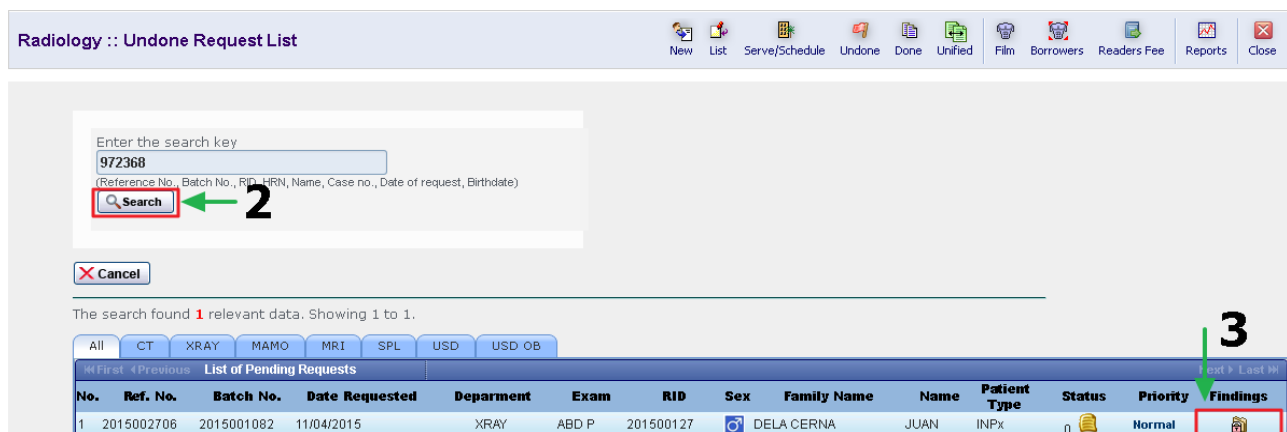
Ref. No.	Batch No.	Name	Service Code	RID	Date Scheduled	Scheduled By	Patient Type	Details	Served
2017000070	2017000039	Admissionpwda	ABD P (XRAY)	201700020	01/18/2017 09:39 AM	Segworks Personnel	INPx		

## TO VIEW UNDONE SERVICES

1. Under Radiology Test Requests section, click **“Undone Requests”**.



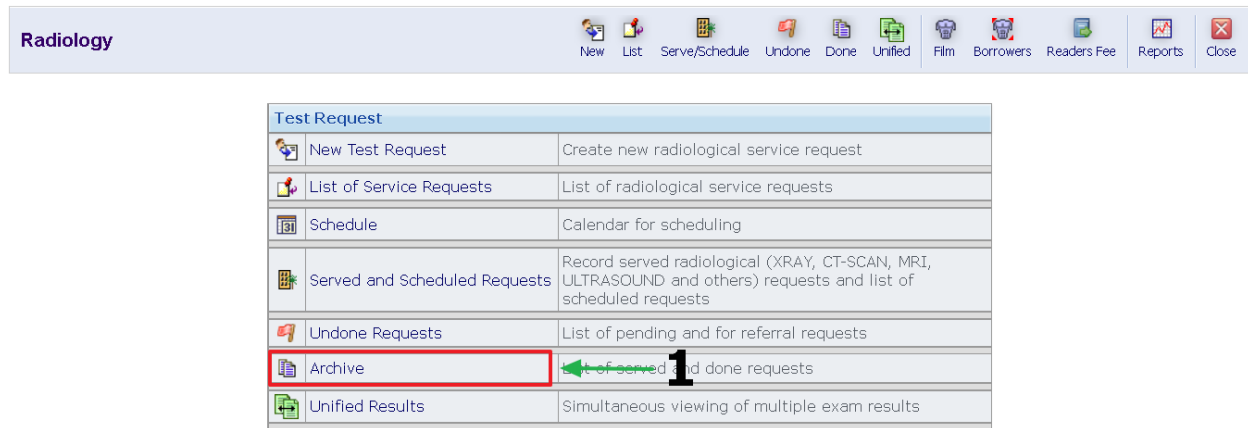
2. Enter search keyword HRN, RID, Name (lastname,firstname), or Date Requested and click **“Search”** button to search patient or hit enter key to search patient records.
3. Request with **“Locked Findings”** icon  are services that has been served but not allowed for result writing.




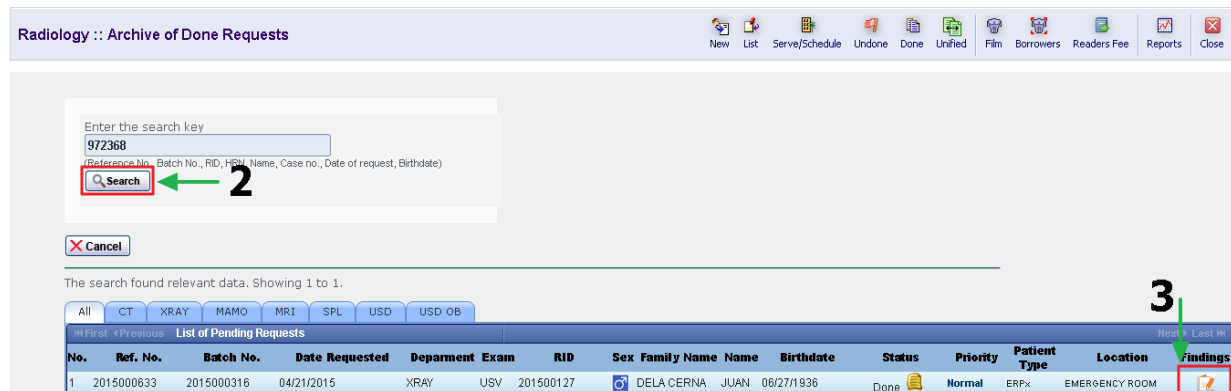


## TO VIEW DONE SERVICES

1. Official results are viewable under “**Archive**” of done requests”.



2. Enter search keyword HRN, RID, Name (lastname,firstname), or Date Requested and click “**Search**” button or hit enter to search patient records.
3. Click “**Findings**” icon  to view the details. (See *Img.1*)



2015000634  
04/21/2015

DELA CERNA, JUAN  
06/27/1936

PARADISE EMBRC NOT PROVIDED  
DAYVIO CITY 8000 DAYVIO DEL SUR

M DELA CERNA  
ER

2015000633


Clinical information:  
x

Requested diagnostic test:  
USV : ABDOMEN (UPRIGHT SUPINE)

Date Requested: 04/21/2015 Requesting doctor: doctor1 trial



\*Date of Service [00/00/0000] [mm/dd/yyyy]

**List of Findings**

No.	Resident in-Charge	Findings	Impression	Date	Edit	Delete
1		THE LUNGS ARE CLEAR. TRACHEAL AIR COLUMN IS AT THE MIDLINE. THE HEART IS NOT ENLARGED. BOTH HEMIDIAPHRAGMS AND COSTOPHRENIC SULCI ARE INTACT. THERE IS NO DEFINITE RADIOGRAPHIC EVIDENCE OF FRACTURES SEEN IN THE VIEWS OBTAINED. THE REST OF THE INCLUDED STRUCTURES ARE UNREMARKABLE.	NO SIGNIFICANT CHEST FINDINGS.	04/21/2015		


For Referral



*Img.1 Result findings details.*

4. Click “**Edit**” icon  to create findings update and “**Delete**” icon  to delete encoded result. (See *Img.1*)
5. Click “**View PDF**” button to view result.

Requested diagnostic test:  
 USV : ABDOMEN (UPRIGHT SUPINE)


Date Requested: 04/21/2015 Requesting doctor: doctor1 trial

\*Date of Service   [ mm/dd/yyyy]

List of Findings				
No.	Resident In-Charge	Findings	Impression	Date Edit Delete
1		THE LUNGS ARE CLEAR. TRACHEAL AIR COLUMN IS AT THE MIDLINE. THE HEART IS NOT ENLARGED. BOTH HEMIDIAPHRAGMS AND COSTOPHRENIC SULCI ARE INTACT. THERE IS NO DEFINITE RADIOGRAPHIC EVIDENCE OF FRACTURES SEEN IN THE VIEWS OBTAINED. THE REST OF THE INCLUDED STRUCTURES ARE UNREMARKABLE.	NO SIGNIFICANT CHEST FINDINGS.	04/21/2015  

**4** ↑

**5** ↓



Update findings

**ABDOMEN**  
**XRAY-A**

Finding No.	1									
Service Code	USV									
Service Name	ABDOMEN (UPRIGHT SUPINE)									
Clinical Impression	X									
Additional Impression	<input type="text"/>									
Date of Service	00/00/0000									
Reporting Doctor	ROLE: <span>CONSULTANT</span> <span>-Select a Doctor-</span> <input type="button" value="Add to list"/>									
	<table border="1" style="width: 100%; border-collapse: collapse; text-align: center;"> <thead> <tr> <th colspan="3">Reporting Doctor/s</th> </tr> <tr> <th>Role</th> <th>Doctor's Name</th> <th>Position</th> </tr> </thead> <tbody> <tr> <td>(C)</td> <td>ANA LUISA G. ALLOSA,</td> <td>RADIOLOGIST</td> </tr> </tbody> </table>	Reporting Doctor/s			Role	Doctor's Name	Position	(C)	ANA LUISA G. ALLOSA,	RADIOLOGIST
Reporting Doctor/s										
Role	Doctor's Name	Position								
(C)	ANA LUISA G. ALLOSA,	RADIOLOGIST								
Findings	-Select Findings' Code- <input type="text"/> <div style="border: 1px solid gray; padding: 2px; margin-top: 5px;">             THE LUNGS ARE CLEAR. TRACHEAL AIR COLUMN IS AT THE MIDLINE. THE HEART IS NOT           </div>									


*Img.1 After clicking edit icon*

## Sample result of official reading.


seg-radio-report-pdf.php - Mozilla Firefox

10.1.80.34/hisspmc4dev/modules/radiology/certificates/seg-radio-report-pdf.php?ntid=false&lang=en

Page: 1 of 1 Automatic Zoom



Republic of the Philippines  
Department of Health  
**SOUTHERN PHILIPPINES MEDICAL CENTER**  
J.P. Laurel Bajada, Davao City  
**Department of Radiological & Imaging Sciences**



Patient : <b>DELA CERNA, JUAN ESPENIDA</b>		HRN : <b>972368</b>
Address : PARADISE EMBAC DAVAO CITY		RID : <b>201500127</b>
Sex : MALE	Birthdate : 06/27/1936	Age : 80.64 year(s) old
		BN : <b>2015000633</b>

Requesting Doctor : D OCTOR 1 TRIAL      Exam Taken : USV  
 Clinical Indication/Impression : X      Dept : Family Medicine  
 Date/Time of Examination : 02/15/2017 10:22 AM      Area : ER

**ROENTGENOLOGICAL REPORT**  
**OFFICIAL READING**

NOTE: This result is based on radiographic findings & must be correlated clinically.

**ABDOMEN (UPRIGHT SUPINE)**

**FINDINGS :**

THE LUNGS ARE CLEAR. TRACHEAL AIR COLUMN IS AT THE MIDLINE. THE HEART IS NOT ENLARGED. BOTH HEMIDIAPHRAGMS AND COSTOPHRENIC SULCI ARE INTACT. THERE IS NO DEFINITE RADIOGRAPHIC EVIDENCE OF FRACTURES SEEN IN THE VIEWS OBTAINED. THE REST OF THE INCLUDED STRUCTURES ARE UNREMARKABLE.

**IMPRESSIONS :**












NO SIGNIFICANT CHEST FINDINGS.








ANA LUISA G. ALLOSA,  
RADIOLOGIST


## TO VIEW SERVICES USING UNIFIED

- Under Radiology Test Requests section, click "Unified Results".

**Radiology**


          


Test Request	
 New Test Request	Create new radiological service request
 List of Service Requests	List of radiological service requests
 Schedule	Calendar for scheduling
 Served and Scheduled Requests	Record served radiological (XRAY, CT-SCAN, MRI, ULTRASOUND and others) requests and list of scheduled requests
 Undone Requests	List of pending and for referral requests
 Archive	List of served and done requests
 Unified Results	← <b>1</b> simultaneous viewing of multiple exam results

- Enter search keyword HRN, RID, Name (lastname,firstname) and click **“Search”** button or hit enter to search.
- Click **“Details”** icon  to view list of batch of requests.

**Radiology :: Unified Results**

New List Serve/Schedule Undone Done Unified Film Borrowers Readers Fee Reports Close


Enter the search key  
972368  
(RID, HRN, Name, Birthdate)  **2**


 Cancel

The search found **1** relevant data. Showing 1 to 1.

All CT XRAY MAMO MRI SPL USD USD OB


First Previous **List of Pending Requests** Next Last

RID	Family Name	Name	Patient Type	Department	Details
201500127	DELA CERNA	JUAN	ERPx	Family Medicine	 <b>3</b>

- Click **“Details”** icon  to direct specifically on the selected request.

**Radiology :: Unified Results**


New List Serve/Schedule Undone Done Unified Film Borrowers Readers Fee Reports Close

Enter the search key  
972368  
(RID, HRN, Name, Birthdate)  Cancel

The search found 1 relevant data. Showing 1 to 1.

All CT XRAY MAMO MRI SPL USD USD OB



First Previous **List of Pending Requests** Next Last




RID	Family Name	Name	Patient Type	Department	Details
201500127	DELA CERNA	JUAN	ERPx	Family Medicine	 Details

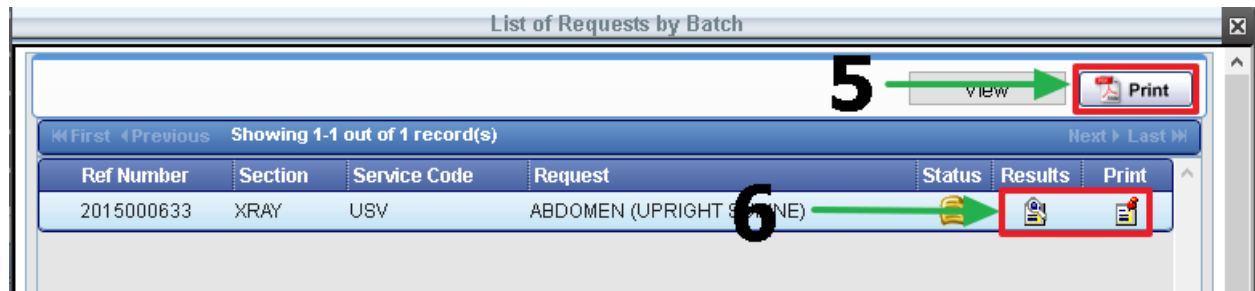
**List of Batch Requests**

Hospital Number: 972368  
Name: JUAN ESPENIDA DELA CERNA  
Date of Birth: 06/27/1936  
Age: 80 years old  
Sex: Male

First Previous Showing 1-2 out of 2 record(s) Next Last

Batch Number	Date Request	OR Number	Details
2015001082	11/04/2015 03:04:PM	CHARGE	 <b>4</b>
2015000316	04/21/2015 08:12:PM	CHARGE	

5. Click this “**Print**” icon to print all results that is within the batch. 
6. Click “**Results**” icon  to view the findings template and “**Print**” icon  for printing of result per request in a batch.



## TO CREATE RESULT FINDINGS USING HIS USER INTERFACE

1. Radiologist can encode findings in Undone or Unified. Select role from reporting doctor dropdown box to filter the list of doctors.
2. Click “**Add to list**” button to add doctor.
3. Select **Findings** and **Impression** template from dropdown box.

Finding No.	1												
Service Code	USV												
Service Name	ABDOMEN (UPRIGHT SUPINE)												
Clinical Impression	x												
Additional Impression													
Date of Service	00/00/0000												
Reporting Doctor	<div> <div>ROLE: CONSULTANT</div> <div>-Select a Doctor-</div> <div>Add to list</div> </div>												
	<table border="1"> <thead> <tr> <th colspan="4">Reporting Doctor/s</th> </tr> <tr> <th>Role</th> <th>Doctor's Name</th> <th>Position</th> <th></th> </tr> </thead> <tbody> <tr> <td>(C)</td> <td>ANA LUISA G. ALLOSA,</td> <td>RADIOLOGIST</td> <td></td> </tr> </tbody> </table>	Reporting Doctor/s				Role	Doctor's Name	Position		(C)	ANA LUISA G. ALLOSA,	RADIOLOGIST	
Reporting Doctor/s													
Role	Doctor's Name	Position											
(C)	ANA LUISA G. ALLOSA,	RADIOLOGIST											
Findings	<div>-Select Findings' Code-</div> <div> <div>THE LUNGS ARE CLEAR. TRACHEAL AIR COLUMN IS AT THE MIDLINE. THE HEART IS NOT ENLARGED. BOTH HEMIDIAPHRAGMS AND COSTOPHRENIC SULCI ARE INTACT. THERE IS NO DEFINITE RADIOGRAPHIC EVIDENCE OF FRACTURES SEEN IN THE VIEWS OBTAINED. THE REST OF THE INCLUDED STRUCTURES ARE UNREMARKABLE.</div> </div>												
Radiographic Impression	<div>-Select Impression's Code-</div>												

- Encoder may edit the findings from default template in enabled text area.
- Click **“Save”** button to save result initial.

Radiographic Impression

-Select Impression's Code- ▾

[B] [I] [U] [Image]

Date: 03/29/2017 [Calendar] [mm/dd/yyyy]

Index Reontgen Diagnosis

Level 01: -Select Level 1- ▾

Level 02: -Select Level 2- ▾

Level 03: -Select Level 3- ▾

Level 04: -Select Level 4- ▾

Encoded By: [User Selection]

**5** → [Save] [Done]

Findings

Level 1	Level 2	Level 3	Level 4

Activate Windows  
Go to Settings to activate Windows.

- Click **“Done”** button to save as Final. Click **“Update”** button to save any changes.

Radiographic Impression

-Select Impression's Code- ▾

[B] [I] [U] [Image]

NO SIGNIFICANT CHEST FINDINGS.

Date: 04/21/2015 [Calendar] [mm/dd/yyyy]

Index Reontgen Diagnosis

Level 01: -Select Level 1- ▾

Level 02: -Select Level 2- ▾

Level 03: -Select Level 3- ▾

Level 04: -Select Level 4- ▾

Encoded By: [User Selection]

**6** → [Update] [Done]

Findings

Level 1	Level 2	Level 3	Level 4

Activate Windows  
Go to Settings to activate Windows.

7. Click **“OK”** button to proceed, else click **“Cancel”**

The screenshot shows a web-based radiology report form. At the top, there's a section for 'Radiographic Impression' with a dropdown menu labeled '-Select Impression's Code-'. Below this, a text area contains 'NO SIGNIFICANT CHEST FINDINGS.' A confirmation dialog box is overlaid on the form, asking: 'Are you sure that the request is already done? It can't be undone. Click OK if YES, otherwise CANCEL.' The dialog has 'OK' and 'Cancel' buttons. A green arrow points to the 'OK' button. Below the dialog, there's a 'Date' field with '04/21/2015' and a calendar icon. Further down, there's a section for 'Index Reontgen Diagnosis' with four levels (Level 01 to Level 04), each with a dropdown menu labeled '-Select Level X-'. At the bottom, there's a table with columns 'Level 1', 'Level 2', 'Level 3', 'Level 4', and 'Findings'. The 'Encoded By' field is set to 'Segworks Personnel'. At the bottom left, there are 'Update' and 'Done' buttons. At the bottom right, there's an 'Activate Windows' watermark.

## MANAGE RADIOLOGY SERVICES

1. Under Radiology Administration section, click **“Radiology Services”**.

The screenshot shows the Segworks Hospital Information System interface. The header includes the SPMC logo, the text 'Southern Philippines Medical Center Hospital Information System', and the Segworks Technologies Corporation logo. Below the header, there's a navigation bar with 'Personnel' and 'Logout' links. The main content area is a table with two columns: 'Icon' and 'Description'. The table lists various radiology services and administration options. The 'Radiology Services' option is highlighted with a red box and a green arrow pointing to it, with a large number '1' next to it. The 'Radiology Services' option is described as 'Manage radiology services options'. Other options include 'Radiology Groups', 'Radiology Finding's Code', 'Radiology Impression's Code', 'Radiology's Co-reader Physicians', 'Radiology Doctors Scheduler', 'Radiology Reports', 'User Manual', and 'Radiology Report Launcher'. At the bottom of the table, there's a 'Close' button. At the bottom right, there's an 'Activate Windows' watermark.

Icon	Description
	By patient's name, all films
	By borrower's name
	Readers Fee
	Encode readers fee for patients
	Encode readers fee for patients
<b>Administration</b>	
	<b>Radiology Services</b> Manage radiology services options
	Radiology Groups Manage radiology group options
	Radiology Finding's Code Manage radiology finding's code
	Radiology Impression's Code Manage radiology impression's code
	Radiology's Co-reader Physicians Manage radiology's co-reader physicians for film reading
	Radiology Doctors Scheduler Resident in-charge scheduler, plan, view, update, edit, etc.
	Radiology Reports View and print specific status reports
	User Manual PDF Copy of User's Manual
	Radiology Report Launcher Generate Radiology Reports

2. Input **Radiology Department**, **Service** and **Enter** service name or code, then click **“Search”** button or hit enter.
3. Click **“Edit”** icon to make updates or **“Delete”** icon to remove service from the list.
4. Click **“Add New”** button to create new services.

Radiology :: Services Manager

Radiology Department: Computed Tomography

Radiology Service Section: CT - ABDOMEN

Enter the search key:   **2**

**4**

Services	Code	Cash	Charge	Discountable	Available	Is ER	Is IC	Edit	Delete
Adnexae	ADNX	6000.00	6002.00	Yes	Yes	Yes	Yes		
Adnexae STAT	ADNX STAT	6600.00	6600.00	No	Yes	No	No		
Adnexae STAT PW	ADNXSTATPW	7800.00	7800.00	No	Yes	No	No		
asas	ASAS	0.00	0.00	No	Yes	No	No		
Kidney and Adrenals	KID	6000.00	6000.00	No	Yes	No	No		
Kidney and Adrenals STAT	KID STAT	6600.00	6600.00	No	Yes	No	No		
Kidney and Adrenals STAT PW	KIDSTATPW	7800.00	7800.00	No	Yes	No	No		
Lower Abdomen	LOW AB	6000.00	6000.00	No	Yes	No	No		
Lower Abdomen STAT	LOW ABSTAT	6600.00	6600.00	No	Yes	No	No		
Lower Abdomen STAT PW	LOWABSTAPW	7800.00	7800.00	No	Yes	No	No		

**3**

5. Click **“Save”** button to proceed creation of service, else click **“Cancel”**

Radiology :: Services Manager

Radiology Department: Computed Tomography

Radiology Service Section: CT - ABDOMEN

Enter the search key:

**Add radiological service**

Service code:

Name:

Price(Cash):

Price(Charge):

Is PACS: ☐

Is it temporarily unavailable?: ☐

Is included in?: ☐ ER ☐ IC

Is Socialized?: ☐

Remarks:

**5**

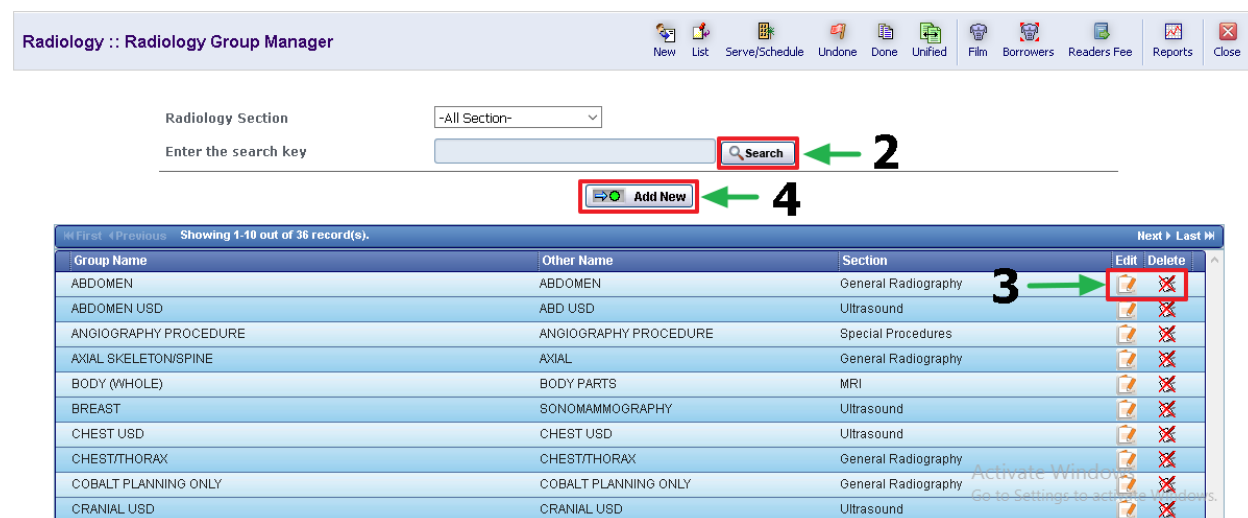


## MANAGE RADIOLOGY GROUPS

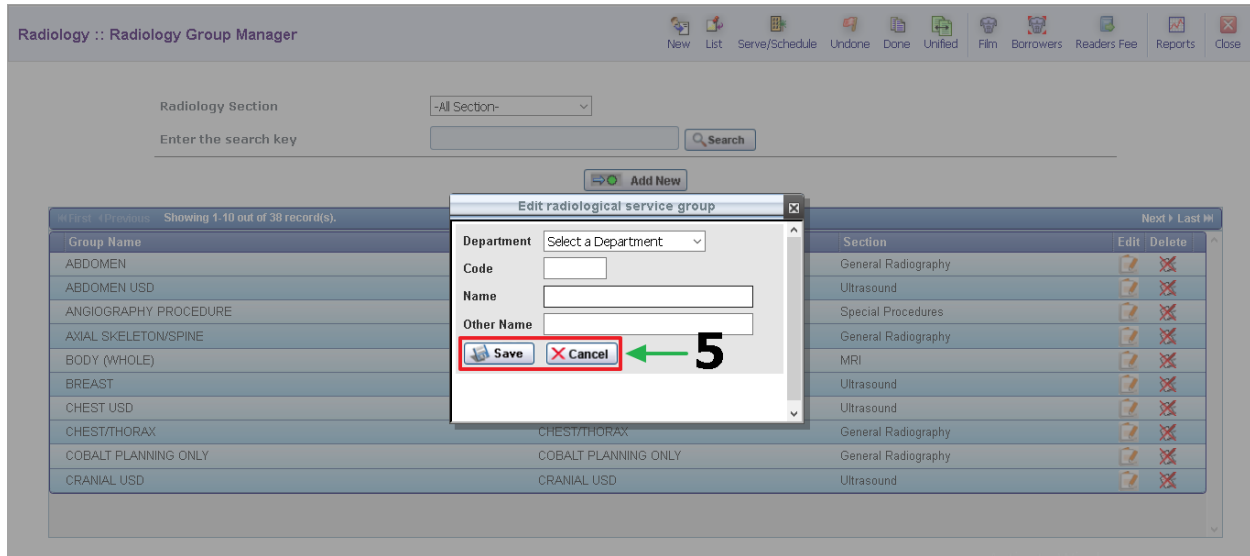
1. Under Radiology Administration, click “Radiology Groups”.



2. Select Radiology Section and Enter group name or other name, then click “Search” button or hit enter to search.
3. Click “Edit” icon to make updates or “Delete” icon to remove service from list.
4. Click “Add New” button to create new services.



- Click **"Save"** button to proceed creation of service, else click **"Cancel"**

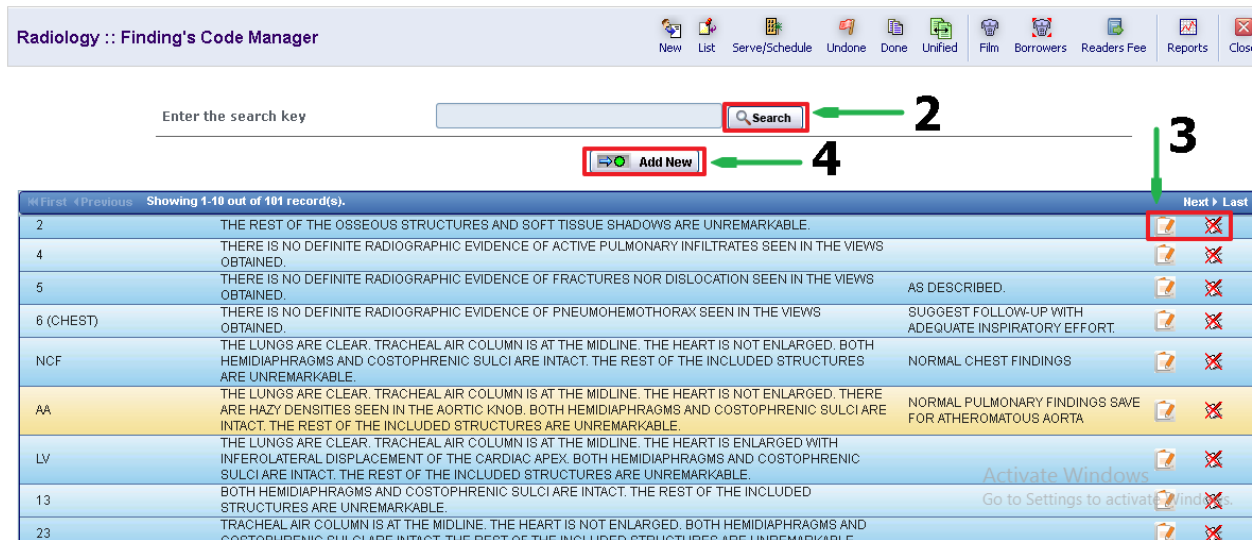


## MANAGE FINDINGS TEMPLATE

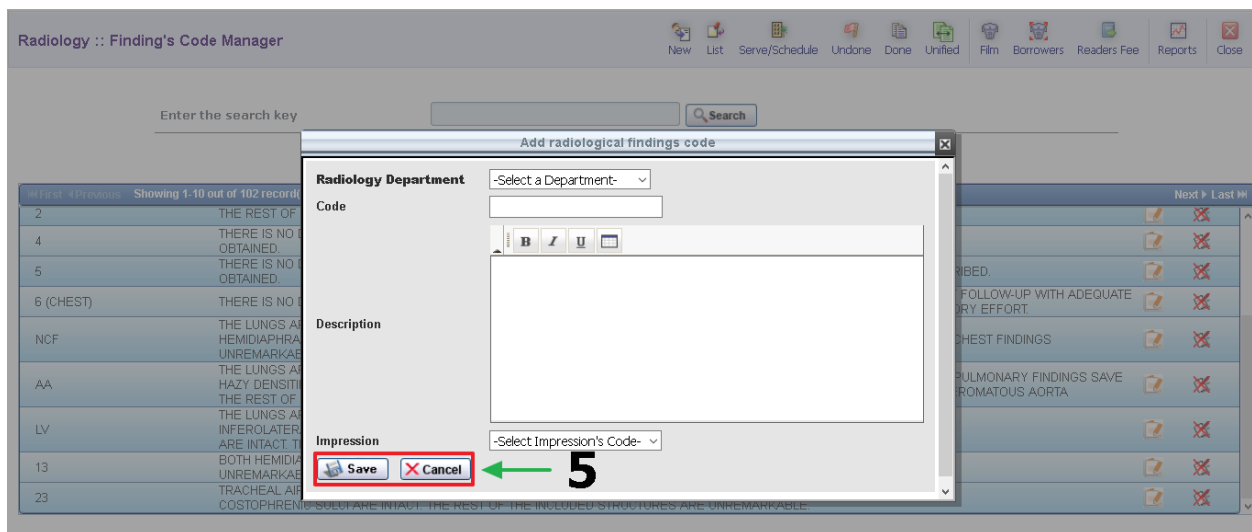
- Under Radiology Administration, click Radiology Findings Code.



2. Enter search key and click **“Search”** button or hit enter to search.
3. Click **“Edit”** icon to make updates or **“Delete”** icon to remove service from the list.
4. Click **“Add New”** button to create new services.



5. Click **“Save”** button to proceed creation of service, else click **“Cancel”**



## MANAGE IMPRESSION TEMPLATE

1. Under Radiology Administration, click Radiology Impression Code.

**SPMC** Southern Philippines Medical Center  
Hospital Information System

Powered by: Segworks Technologies Corporation

Personnel | Logout

By patient's name, all films	List of all radiology patients
By borrower's name	Encode readers fee for patients
Readers Fee	Encode readers fee for patients

**Administration**

Radiology Services	Manage radiology services options
Radiology Groups	Manage radiology group options
Radiology Finding's Code	Manage radiology finding's code
<b>Radiology Impression's Code</b>	Manage radiology impression's code
Radiology's Co-reader Physicians	Manage radiology's co-reader physicians for film reading
Radiology Doctors Scheduler	Resident in-charge scheduler, plan, view, update, edit, etc.
Radiology Reports	View and print specific status reports
User Manual	PDF Copy of User's Manual
Radiology Report Launcher	Generate Radiology Reports

Close

Activate Windows  
Go to Settings to activate Windows.

Segworks Hospital Information System ::  
Page generation time: 0.016948938369751

2. Enter impression code and click "Search" button or hit enter to search.
3. Click "Edit" icon to make updates or "Delete" icon to remove service from the list.
4. Click "Add New" button to create new services.

**Radiology :: Impression's Code Manager**

New List Serve/Schedule Undone Done Unified Film Borrowers Readers Fee Reports Close

Enter the search key  **Search**

**Add New**

Showing 1-10 out of 101 record(s).

Impression's Code	Description	Edit	Delete
NCF	NORMAL CHEST FINDINGS		
NPFAA	NORMAL PULMONARY FINDINGS SAVE FOR ATHEROMATOUS AORTA		
BPN	BRONCHOPNEUMONIA		
UCPF	UNREMARKABLE CARDIO-PULMONARY FINDINGS.		
BPNBILATERAL	BILATERAL UPPER LUNG PNEUMONIA. KOCH ETIOLOGY CONSIDERED. SPUTUM AFB CORRELATION SUGGESTED		
HDOA	HYPERTROPHIC DEGENERATIVE OSTEOARTHROPATHY		
UAB	SONOGRAPHICALLY NORMAL LIVER, GALLBLADDER, BILIARY DUCTS, PANCREAS, SPLEEN AND KIDNEYS		
GB	GALLBLADDER		
SN	SONOGRAPHICALLY NORMAL		
G1P	GRADE 1 PROSTATIC ENLARGEMENT BY ULTRASOUND CRITERIA		

Activate Windows  
Go to Settings to activate Windows.

- Click **"Save"** button to proceed creation of service, else click **"Cancel"**.

Radiology :: Impression's Code Manager

Enter the search key

Showing 1-10 out of 102 records

Impression's Code	Description
NCF	NORMAL CHEST
NPFAA	NORMAL PULMONARY
BPN	BRONCHOPNEUMONIA
UCPF	UNREMARKABLE
BPNBILATERAL	BILATERAL PNEUMONIA
HDOA	HYPERTROPHIC
UAB	SONOGRAPHY
GB	GALLBLADDER
SN	SONOGRAPHY
G1P	GRADE 1 PROSTATE

**Add radiological impressions code**

**Radiology Department**

**Code**

Please add \* in every impression you create.  
Example: "Impression"

**Description**

5

## GENERATE REPORTS

- Under Radiology Administration, click **Radiology Report Launcher**.

connected

**SPMC** Southern Philippines Medical Center  
Hospital Information System

Powered by Segworks Technologies Corporation

Personnel | Logout

	By patient's name, all films	List of all radiology patients
	By borrower's name	Encode readers fee for patients
	Readers Fee	Encode readers fee for patients
<b>Administration</b>		
	Radiology Services	Manage radiology services options
	Radiology Groups	Manage radiology group options
	Radiology Finding's Code	Manage radiology finding's code
	Radiology Impression's Code	Manage radiology impression's code
	Radiology's Co-reader Physicians	Manage radiology's co-reader physicians for film reading
	Radiology Doctors Scheduler	Resident in-charge scheduler, plan, view, update, edit, etc.
	Radiology Reports	View and print specific status reports
	User Manual	PDF Copy of User's Manual
	<b>Radiology Report Launcher</b>	Generate Radiology Reports

1

Segworks Hospital Information System ::  
Page generation time: 0.019761085510254

2. Set period **date**.
3. Enter desired reports to accumulate.
4. Click **PDF** icon or **Excel** icon to generate report.

Report Launcher














GENERAL HOSPITAL REPORT

DEPARTMENT: Radiology and Imaging Sciences

CATEGORY:

PERIOD: From:  Select To:  Select

AVAILABLE REPORTS:

Report Name	Report Group	Action
Cancelled Request	Hospital Operations	 
Classification Report	Hospital Operations	 
Logbook	Hospital Operations	 
Patient's List Report	Hospital Operations	 
Radiology Reader's Fee Report	Hospital Operations	 
Statistics Report	Hospital Operations	 
Statistics Report By Radiology Service	Hospital Operations	 

5. Some reports have parameters for filtering results data. Click **"Generate"** button to generate desired report, else click **"Cancel"**.

Report Launcher

GENERAL HOSPITAL REPORT

DEPARTMENT: Radiology and Imaging Sciences

CATEGORY:

PERIOD: To: 06/06/2017  Select

AVAILABLE REPORTS:













Additional Parameters

Cancellation:

Patient Type:

Radiology Section:

**5** →


Report Name	Report Group	Action
Cancelled Request	Hospital Operations	 
Classification Report	Hospital Operations	 
Logbook	Hospital Operations	 
Patient's List Report	Hospital Operations	 
Radiology Reader's Fee Report	Hospital Operations	 
Statistics Report	Hospital Operations	 

## Sample of generated reports.

show\_report.php - Mozilla Firefox

10.1.80.34/hisspm4dev/modules/reports/show\_report.php?reportid=Radio\_cancelled\_report&reportformat=pdf&from\_date=1487088000&to\_date=1487088000&param=param\_radio\_cancel--all,param\_radio\_patttype

Page: 1 of 2 Automatic Zoom



**Republic of the Philippines**  
**DEPARTMENT OF HEALTH**  
**SOUTHERN PHILIPPINES MEDICAL CENTER**

LIST OF CANCELLED REQUESTS  
FEBRUARY 15, 2017 TO FEBRUARY 15, 2017

Number of Records : 13

No	HRN	BATCH NO.	PATIENT NAME	AGE	SEX	TYPE	DEPT/LOCATION	SERVICE	SECTION	REQUEST DATE/TIME	EXAMINATION REQUESTED BY	CANCELLED BY	DATE/TIME CANCELLED
1	2234563	2017000183	LABOG, LAURENCE JEAN E.	27 yr	F	IPDPx (ER)	Internal Medicine/DARKNYT : Rm #755	DISTAL EXTREMITY (FOOT/HAND)	CT	02/15/2017 09:57 AM	ABARICO, LIBERATION M., MD	Seghis Doc EmployeeNñ	02/15/2017 10:01 AM
2	2234563	2017000184	LABOG, LAURENCE JEAN E.	27 yr	F	IPDPx (ER)	Internal Medicine/DARKNYT : Rm #755	W HOLE ABDOMEN STAT	CT	02/15/2017 10:08 AM	ABELO - RAMO, IDA GRACE B., MD	Seghis Doc EmployeeNñ	02/15/2017 10:10 AM
3	2234563	2017000185	LABOG, LAURENCE JEAN E.	27 yr	F	IPDPx (ER)	Internal Medicine/DARKNYT : Rm #755	PELVIS	CT	02/15/2017 10:11 AM	ABARICO, LIBERATION M., MD	Seghis Doc EmployeeNñ	02/15/2017 10:12 AM
4	2234563	2017000186	LABOG, LAURENCE JEAN E.	27 yr	F	IPDPx (ER)	Internal Medicine/DARKNYT : Rm #755	RUBEROWEL PEP (NEEDED)	XRAY	02/15/2017 10:23 AM	ABARICO, LIBERATION M., MD	Seghis Doc EmployeeNñ	02/15/2017 10:24 AM
5	2234563	2017000187	LABOG, LAURENCE JEAN E.	27 yr	F	IPDPx (ER)	Internal Medicine/DARKNYT : Rm #755	W HOLE ABDOMEN	CT	02/15/2017 10:28 AM	ABARICO, LIBERATION M., MD	Seghis Doc EmployeeNñ	02/15/2017 10:28 AM
6	2234563	2017000188	LABOG, LAURENCE JEAN E.	27 yr	F	IPDPx (ER)	Internal Medicine/DARKNYT : Rm #755	DISTAL EXTREMITY (FOOT/HAND)	CT	02/15/2017 10:30 AM	ABELO - RAMO, IDA GRACE B., MD	Seghis Doc EmployeeNñ	02/15/2017 10:31 AM
7	2234563	2017000189	LABOG, LAURENCE JEAN E.	27 yr	F	IPDPx (ER)	Internal Medicine/DARKNYT : Rm #755	LOWER ABDOMEN	CT	02/15/2017 10:38 AM	ABELO - RAMO, IDA GRACE B., MD	Seghis Doc EmployeeNñ	02/15/2017 10:39 AM
8	2234563	2017000190	LABOG, LAURENCE JEAN E.	27 yr	F	IPDPx (ER)	Internal Medicine/DARKNYT : Rm #755	CERVICAL APL	XRAY	02/15/2017 10:42 AM	ACQUIATAN, ALEX C., MD	Seghis Doc EmployeeNñ	02/15/2017 10:43 AM
9	2234563	2017000191	LABOG, LAURENCE JEAN E.	27 yr	F	IPDPx (ER)	Internal Medicine/DARKNYT : Rm #755	CERVICAL APL	XRAY	02/15/2017 11:16 AM	ABARICO, LIBERATION M., MD	Seghis Doc EmployeeNñ	02/15/2017 11:17 AM
10	2234563	2017000192	LABOG, LAURENCE JEAN E.	27 yr	F	IPDPx (ER)	Internal Medicine/DARKNYT : Rm #755	ABDOMEN (PLAIN)	XRAY	02/15/2017 11:18 AM	ABARICO, LIBERATION M., MD	Seghis Doc EmployeeNñ	02/15/2017 11:19 AM
11	2234563	2017000193	LABOG, LAURENCE JEAN E.	27 yr	F	IPDPx (ER)	Internal Medicine/DARKNYT : Rm #755	W HOLE ABDOMEN	CT	02/15/2017 11:21 AM	ABARICO, LIBERATION M., MD	Seghis Doc EmployeeNñ	02/15/2017 11:22 AM

DATE GENERATED :Wed Feb 15 19:10:54 PHT 2017 by Segworks Hospital Information System


Page 1 of 2

output-5 [Read-Only] [Compatibility Mode] - Microsoft Excel (Product Activation Failed)

File Home Insert Page Layout Formulas Data Review View

SansSerif 10 A A<sup>+</sup> Wrap Text General \$ % +.00 Conditional Formatting as Table Styles Cell Styles Insert Delete Format AutoSum Fill Sort & Find & Filter Select Clear Editing

A1



**LIST OF CANCELLED REQUESTS**  
FEBRUARY 15, 2017 TO FEBRUARY 15, 2017

Number of Records : 13

No	HRN	BATCH NO.	PATIENT NAME	AGE	SEX	TYPE	DEPT/LOCATION	SERVICE	SECTION	REQUEST DATE/TIME	EXAMINATION REQUESTED BY	CANCELLED BY	DATE/TIME CANCELLED
1	2234563	2017000183	LABOG, LAURENCE JEAN E.	27 yr	F	IPDPx (ER)	Internal Medicine/DARKNYT : Rm #755	DISTAL EXTREMITY (FOOT/HAND)	CT	02/15/2017 09:57 AM	ABARICO, LIBERATION M., MD	Seghis Doc EmployeeNñ	02/15/2017 10:01 AM
2	2234563	2017000184	LABOG, LAURENCE JEAN E.	27 yr	F	IPDPx (ER)	Internal Medicine/DARKNYT : Rm #755	ABDOMEN STAT	CT	02/15/2017 10:08 AM	ABELO - RAMO, IDA GRACE B., MD	Seghis Doc EmployeeNñ	02/15/2017 10:10 AM
3	2234563	2017000185	LABOG, LAURENCE JEAN E.	27 yr	F	IPDPx (ER)	Internal Medicine/DARKNYT : Rm #755	PELVIS	CT	02/15/2017 10:11 AM	ABARICO, LIBERATION M., MD	Seghis Doc EmployeeNñ	02/15/2017 10:12 AM
4	2234563	2017000186	LABOG, LAURENCE JEAN E.	27 yr	F	IPDPx (ER)	Internal Medicine/DARKNYT : Rm #755	RUBEROWEL PEP (NEEDED)	XRAY	02/15/2017 10:23 AM	ABARICO, LIBERATION M., MD	Seghis Doc EmployeeNñ	02/15/2017 10:24 AM
5	2234563	2017000187	LABOG, LAURENCE JEAN E.	27 yr	F	IPDPx (ER)	Internal Medicine/DARKNYT : Rm #755	W HOLE ABDOMEN	CT	02/15/2017 10:28 AM	ABARICO, LIBERATION M., MD	Seghis Doc EmployeeNñ	02/15/2017 10:28 AM
6	2234563	2017000188	LABOG, LAURENCE JEAN E.	27 yr	F	IPDPx (ER)	Internal Medicine/DARKNYT : Rm #755	DISTAL EXTREMITY (FOOT/HAND)	CT	02/15/2017 10:30 AM	ABELO - RAMO, IDA GRACE B., MD	Seghis Doc EmployeeNñ	02/15/2017 10:31 AM
7	2234563	2017000189	LABOG, LAURENCE JEAN E.	27 yr	F	IPDPx (ER)	Internal Medicine/DARKNYT : Rm #755	LOWER ABDOMEN	CT	02/15/2017 10:38 AM	ABELO - RAMO, IDA GRACE B., MD	Seghis Doc EmployeeNñ	02/15/2017 10:39 AM
8	2234563	2017000190	LABOG, LAURENCE JEAN E.	27 yr	F	IPDPx (ER)	Internal Medicine/DARKNYT : Rm #755	CERVICAL APL	XRAY	02/15/2017 10:42 AM	ACQUIATAN, ALEX C., MD	Seghis Doc EmployeeNñ	02/15/2017 10:43 AM
9	2234563	2017000191	LABOG, LAURENCE JEAN E.	27 yr	F	IPDPx (ER)	Internal Medicine/DARKNYT : Rm #755	CERVICAL APL	XRAY	02/15/2017 11:16 AM	ABARICO, LIBERATION M., MD	Seghis Doc EmployeeNñ	02/15/2017 11:17 AM
10	2234563	2017000192	LABOG, LAURENCE JEAN E.	27 yr	F	IPDPx (ER)	Internal Medicine/DARKNYT : Rm #755	ABDOMEN (PLAIN)	XRAY	02/15/2017 11:18 AM	ABARICO, LIBERATION M., MD	Seghis Doc EmployeeNñ	02/15/2017 11:19 AM
11	2234563	2017000193	LABOG, LAURENCE JEAN E.	27 yr	F	IPDPx (ER)	Internal Medicine/DARKNYT : Rm #755	W HOLE ABDOMEN	CT	02/15/2017 11:21 AM	ABARICO, LIBERATION M., MD	Seghis Doc EmployeeNñ	02/15/2017 11:22 AM

Radio\_classification\_report

Ready